

Base-plate for HTI Headend

The BACK-500 base-plate allows to fix mechanically the HTI product range modules, to distribute the supply lines and to communicate the different modules that are inserted in the headend.



Capacity for 5 modules



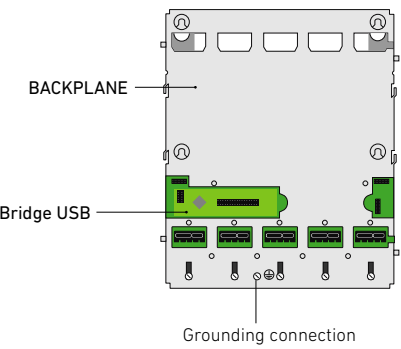
Interconnected base-plate



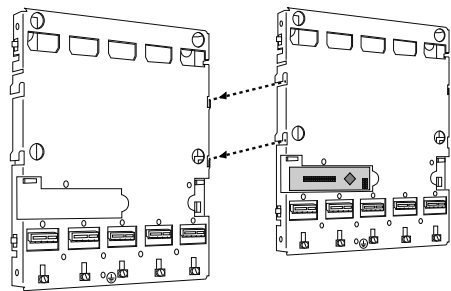
Wall and rack fixing

Main feature

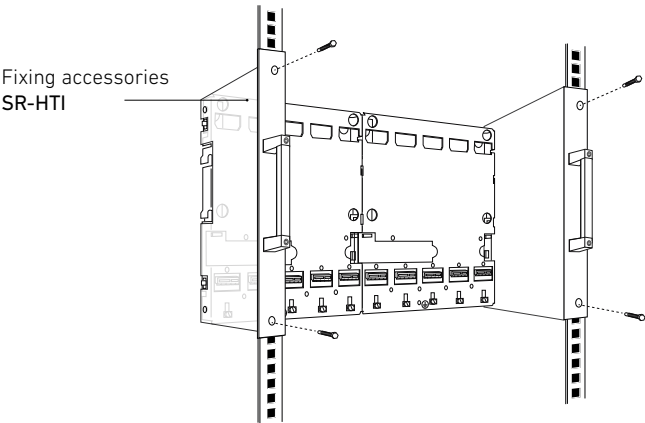
- The base-plate is formed by two parts:
1. Backplane
2. USB bridge
- The **backplane** is in charge of fixing the modules, distributing the power supply and carrying the communication lines towards the USB bridge.
- The **USB bridge** is in charge of connection all the modules that are inserted in the base-plate with the master module.
- Interconnected base-plate, does not need alimentation bridges between modules.
- The base-plate can be fixed to the wall or in a rack frame by means **SR-HTI** of fixing accessories (joining 2 base-plates).



Horizontal joining of two BACK-500 base-plates



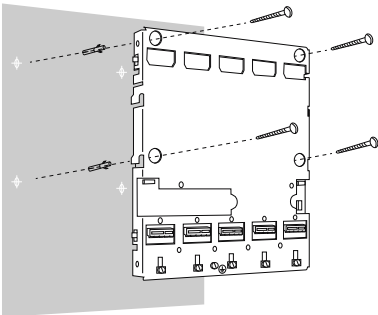
Rack 19" fixing for two base-plates (BACK-500) headend installation



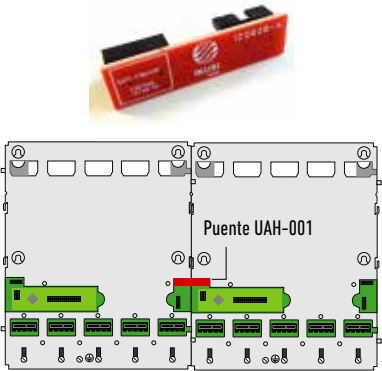
MODEL	BACK-500
REF.	3866
Number of slots	5
Connectors type	PCIe
Dimensions - Rack	210 x 266 x 24 mm
Rack units	6 U
Packaged weight	1 kg

MODEL	UAH-001
REF.	3870
Bridge for electrical connection between two bases BACK-500	

Wall fixing of the base-plate



Electrical connection of two bases by means of a bridge UAH-001



Fitting modules in the base-plate

